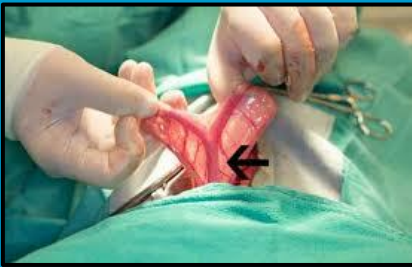


# Peanut's Paws

## The Vet Clinic



### PERFECT PET TALES



Normal healthy uterus: small and pink

Pippa's Pyometra  
Her uterus is huge, infected,  
and filled with pus



### Pippa's Pyometra

Pippa is a gorgeous 10 year old Jack Russell Terrier who recently saw Dr Claire as she had had some abnormal discharge for over 3 weeks. Dr Claire immediately diagnosed an infected uterus, technically called a PYOMETRA. This is a very serious and life threatening condition that affects a large number of older female dogs who are not desexed. Surgery and intensive care is needed in most cases, but with treatment, the majority of dogs recover very well, just like Pippa!



Pippa & Dr Claire starring in The Leader a couple of weeks ago

### Dr Claire's greyhound Gia



### Animal Fun Facts

The eyes of an ostrich are bigger than its brain!



## NEWS

### Welcome Back Dr Kate!


Our lovely Dr Kate has returned from maternity leave and is very excited to be back on deck. She will be consulting from 10am until 6pm on Wednesdays and from 9am until 6pm on Fridays, with her surgery day being Tuesdays. She will also be consulting on one in three Saturdays. We are so thrilled to have her back!

### Temporary Farewell Nurse Courtney!

As Kate returns from mat leave, we say a temporary goodbye to Nurse Courtney, who is leaving us for the birth and care of her first baby. We are eagerly awaiting the news of her safe arrival, and can't wait to see pictures! She assures us that she will return in about a year 😊

### Welcome to the Team Nurse Sarah!

To cover Courtney's absence, we have recruited another new team member, Nurse Sarah! Sarah is in her final year of a Bachelor of Veterinary Technology at the University of Adelaide, and is already proving to be a valued member of the team. Welcome Sarah!



# DISEASE IN FOCUS

## Ear Infections

- Ear infections (otitis) are super common in dogs, & while less common in cats, we also see them in kitties on occasion.
- Ear infections may be painful, itchy and irritating for the doggo, and annoying, smelly, and yucky for the owner!
- **Signs of an ear infection** commonly include:
  - Shaking the head
  - Scratching at ears
  - Rubbing ears
  - Pawing at ears
  - Painful ears/head
  - Smelly ears
  - Discharge from or on ears
  - Wet ears
  - Feeling generally crummy
- Ear infections are usually fairly easily treated, but **we do need to see your doggo** in order to ensure we are prescribing the correct medication.
- There are **THREE types of bugs** that can cause ear infections:
  - Fungi – yeast species
  - Bacteria (cocci – the round ones!)
  - Bacteria (bacilli – the long ones!)
- Often ear infections have a **mixture of both** yeast and bacteria.
- Every infection is different, and as different medications treat different kinds of bugs, it is **really important that we take an ear swab** to examine under the microscope in order to identify the type of organism.
- Then we can choose the **medication best suited** to your doggo's particular infection.
- It is also really important to follow your vet's instructions, and return to the clinic for the **ears to be swabbed again** once the medication course has finished. This is to ensure that the infection has **cleared up and resolved before stopping the medication**.


# The Back Side (aka Peanut's Pants)

## A Day in Surgery - in pictures!

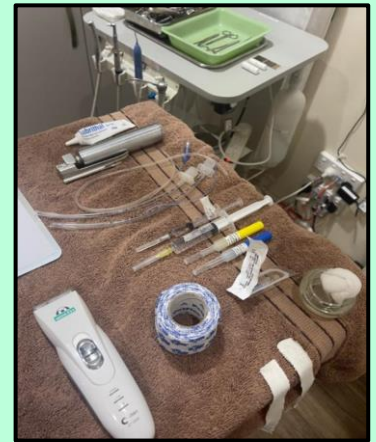


Morning set up of charts, premedications, & IV catheters

Equipment set up to place an IV catheter & put a patient under general anaesthetic



Blood pressure cuff, CO2 monitor, temperature probe, oxygen probe, ECG leads



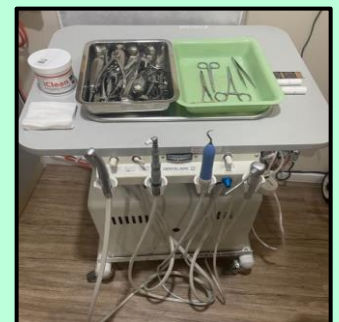
Surgical drape, gloves, scalpel blade and suture material



Surgical kit



Theatre ready to go!



Dental machine